

MADE IN ITALY. MADE TO EXCEL.

MARVEL

EPIC

Interactive version



MARBLE LOOK

PORCELAIN TILES

Gres Porcellanato
Grès cérame
Feinsteinzeug
Gres porcelánico
Керамический гранит



Atlas Concorde is one of the leading global brands in the production of ceramic tiles and large slabs for design and architecture. With over 50 years of history, two production plants, and numerous showroom in the capitals of international design, Atlas Concorde offers integrated and sustainable ceramic systems for floors, walls, outdoor spaces, worktops, bathroom furnishings, facades and special projects. Design your world with Atlas Concorde.

Atlas Concorde è uno dei principali brand mondiali nella produzione di superfici e grandi lastre ceramiche per il design e l'architettura. Con oltre cinquant'anni di storia, due stabilimenti produttivi, numerose showroom nelle capitali della progettazione internazionale, offriamo sistemi ceramici integrati e sostenibili per pavimenti, rivestimenti, outdoor, piani di lavoro, arredo bagno, facciate e progetti speciali. Design your world with Atlas Concorde.

atlasconcorde.com

INDEX

- INSPIRATION
- IMAGE GALLERY
- SURFACE RANGE & TECHNICAL SPECIFICATION

INDEX



INSPIRATION



THE COLLECTION



SURFACE RANGE & TECHNICAL SPECS



MARVEL WORLD

EPIC SCENARIOS



INDEX



INSPIRATION



THE COLLECTION



SURFACE
RANGE &
TECHNICAL
SPECS



MARVEL WORLD

INDEX



One Space

the Atlas Concorde ceramic ecosystem

INSPIRATION



THE COLLECTION



SURFACE RANGE & TECHNICAL SPECS



MARVEL WORLD



The Collection

↔ Taj Mahal White



↔ Taj Mahal Noisette



↔ Onyx Ivory



↔ Alpinus



↔ Calacatta Viola



↔ Natural Roots



↔ Zephyr



- TAJ MAHAL WHITE
- TAJ MAHAL NOISETTE
- ONYX IVORY
- ALPINUS
- CALACATTA VIOLA
- NATURAL ROOTS
- ZEPHYR



INDEX



INSPIRATION



THE COLLECTION



- TAJ MAHAL WHITE
- TAJ MAHAL NOISETTE
- ONYX IVORY
- ALPINUS
- CALACATTA VIOLA
- NATURAL ROOTS
- ZEPHYR

SURFACE
RANGE &
TECHNICAL
SPECS



TAJ MAHAL WHITE

RADIANCE MADE ETERNAL

MARVEL WORLD



<p>FLOOR Nyra Mist Hammered 160x320 cm 63"x126"</p>	<p>WALL Marvel Epic Taj Mahal White Silk 160x320 cm 63"x126"</p>	<p>COUNTERTOP FURNITURE Marvel Epic Taj Mahal White Silk 162x324 cm 63³/₄"x127¹/₂"</p>
--	---	---



INDEX



INSPIRATION



THE COLLECTION



TAJ MAHAL WHITE
 TAJ MAHAL NOISETTE
 ONYX IVORY
 ALPINUS
 CALACATTA VIOLA
 NATURAL ROOTS
 ZEPHYR

SURFACE
 RANGE &
 TECHNICAL
 SPECS



MARVEL WORLD



FLOOR	WALL	COUNTERTOP FURNITURE
Nyra	Marvel Epic	Marvel Epic
Mist	Taj Mahal White	Taj Mahal White
Hammered	Silk	Silk
160x320 cm 63"x126"	160x320 cm 63"x126"	162x324 cm 63 ³ / ₄ "x127 ¹ / ₂ "

INDEX



INSPIRATION



THE COLLECTION



TAJ MAHAL WHITE
 TAJ MAHAL NOISETTE
 ONYX IVORY
 ALPINUS
 CALACATTA VIOLA
 NATURAL ROOTS
 ZEPHYR

SURFACE RANGE & TECHNICAL SPECS



MARVEL WORLD



INDEX



INSPIRATION



THE COLLECTION



- TAJ MAHAL WHITE
- TAJ MAHAL NOISETTE
- ONYX IVORY
- ALPINUS
- CALACATTA VIOLA
- NATURAL ROOTS
- ZEPHYR

SURFACE
RANGE &
TECHNICAL
SPECS



TAJ MAHAL NOISETTE

GOLDEN WARMTH, EPIC ALLURE

MARVEL WORLD



FLOOR
Boost Vision
Camel
 Hammered
 160x320 cm | 63"x126"

WALL
Marvel Epic
Taj Mahal Noisette
 Silk
 120x278 cm | 47¹/₄"x109¹/₂"

COUNTERTOP | FURNITURE
Marvel Epic
Taj Mahal Noisette
 Silk
 162x324 cm | 63³/₄"x127¹/₂"

INDEX



INSPIRATION



THE COLLECTION



- TAJ MAHAL WHITE
- TAJ MAHAL NOISETTE
- ONYX IVORY
- ALPINUS
- CALACATTA VIOLA
- NATURAL ROOTS
- ZEPHYR

SURFACE
 RANGE &
 TECHNICAL
 SPECS



MARVEL WORLD



FLOOR
 Boost Vision
 Camel
 Hammered
 160x320 cm | 63"x126"

WALL
 Marvel Epic
 Taj Mahal Noisette
 Silk
 120x278 cm | 47¹/₄"x109¹/₂"

COUNTERTOP | FURNITURE
 Marvel Epic
 Taj Mahal Noisette
 Silk
 162x324 cm | 63³/₄"x127¹/₂"

INDEX



INSPIRATION



THE COLLECTION



- TAJ MAHAL WHITE
- TAJ MAHAL NOISETTE
- ONYX IVORY
- ALPINUS
- CALACATTA VIOLA
- NATURAL ROOTS
- ZEPHYR

SURFACE RANGE & TECHNICAL SPECS



MARVEL WORLD

- TAJ MAHAL WHITE
- TAJ MAHAL NOISETTE
- ONYX IVORY
- ALPINUS
- CALACATTA VIOLA
- NATURAL ROOTS
- ZEPHYR



ONYX IVORY

LIGHT SCULPTED IN PRECIOUS LAYERS



FLOOR Marvel T Navona White Hammered 160x320 cm 63"x126"	WALL Marvel Epic Onyx Ivory Polished 160x320 cm 63"x126"	Marvel T Navona White Line Hammered 160x320 cm 63"x126"	FURNITURE Marvel Epic Onyx Ivory Polished 160x320 cm 63"x126"
---	---	---	--



INDEX



INSPIRATION



THE COLLECTION



TAJ MAHAL WHITE
TAJ MAHAL NOISETTE
ONYX IVORY
ALPINUS
CALACATTA VIOLA
NATURAL ROOTS
ZEPHYR

SURFACE
RANGE &
TECHNICAL
SPECS



MARVEL WORLD



FLOOR	WALL	Marvel T	FURNITURE
Marvel T	Marvel Epic	Marvel T	Marvel Epic
Navona White	Onyx Ivory	Navona White Line	Onyx Ivory
Hammered	Polished	Hammered	Polished
160x320 cm 63"x126"	160x320 cm 63"x126"	160x320 cm 63"x126"	160x320 cm 63"x126"

TAJ MAHAL WHITE
 TAJ MAHAL NOISETTE
 ONYX IVORY
 ALPINUS
 CALACATTA VIOLA
 NATURAL ROOTS
 ZEPHYR

INDEX



INSPIRATION



THE COLLECTION



TAJ MAHAL WHITE
TAJ MAHAL NOISETTE
ONYX IVORY
ALPINUS
CALACATTA VIOLA
NATURAL ROOTS
ZEPHYR

SURFACE
RANGE &
TECHNICAL
SPECS



MARVEL WORLD



ALPINUS

IMMENSITY BORN OF CRYSTAL SNOW



FLOOR
Boost Icor
Bone
 Hammered
 160x320 cm | 63"x126"

WALL
Marvel Epic
Alpinus
 Hammered
 160x320 cm | 63"x126"

COUNTERTOP | FURNITURE
Marvel Epic
Alpinus
 Hammered
 162x324 cm | 63³/₄"x127¹/₂"

Blaze
Iron
 Matte
 160x320 cm | 63"x126"

INDEX



INSPIRATION



THE COLLECTION



TAJ MAHAL WHITE
 TAJ MAHAL NOISETTE
 ONYX IVORY
 ALPINUS
 CALACATTA VIOLA
 NATURAL ROOTS
 ZEPHYR

SURFACE
 RANGE &
 TECHNICAL
 SPECS



MARVEL WORLD



FLOOR	WALL	COUNTERTOP FURNITURE
Boost Icor	Marvel Epic	Boost Icor
Bone	Alpinus	Bone
Hammered	Hammered	Hammered
160x320 cm 63"x126"	160x320 cm 63"x126"	160x320 cm 63"x126"
		Blaze
		Iron
		Matte
		160x320 cm 63"x126"

INDEX



INSPIRATION



THE COLLECTION



TAJ MAHAL WHITE
 TAJ MAHAL NOISETTE
 ONYX IVORY
 ALPINUS
 CALACATTA VIOLA
 NATURAL ROOTS
 ZEPHYR

SURFACE RANGE & TECHNICAL SPECS



MARVEL WORLD



INDEX



INSPIRATION



THE COLLECTION



- TAJ MAHAL WHITE
- TAJ MAHAL NOISETTE
- ONYX IVORY
- ALPINUS
- CALACATTA VIOLA
- NATURAL ROOTS
- ZEPHYR

SURFACE RANGE & TECHNICAL SPECS



CALACATTA VIOLA

BOLD MARBLE, ETERNAL STAGE

MARVEL WORLD



FLOOR
Marvel T
Navona White
 Hammered
 160x320 cm | 63"x126"

WALL
Marvel Epic
Calacatta Viola
 Polished
 160x320 cm | 63"x126"

COUNTERTOP | FURNITURE
Marvel Epic
Calacatta Viola
 Polished
 162x324 cm | 63³/₄"x127¹/₂"



INDEX



INSPIRATION



THE COLLECTION



TAJ MAHAL WHITE
 TAJ MAHAL NOISETTE
 ONYX IVORY
 ALPINUS
 CALACATTA VIOLA
 NATURAL ROOTS
 ZEPHYR

SURFACE
 RANGE &
 TECHNICAL
 SPECS



MARVEL WORLD



<p>FLOOR Marvel T Navona White Hammered 160x320 cm 63"x126"</p>	<p>WALL Marvel Epic Calacatta Viola Polished 160x320 cm 63"x126"</p>	<p>COUNTERTOP FURNITURE Marvel Epic Calacatta Viola Polished 162x324 cm 63³/₄"x127¹/₂"</p>
---	--	--

INDEX



INSPIRATION



THE COLLECTION



TAJ MAHAL WHITE
 TAJ MAHAL NOISETTE
 ONYX IVORY
 ALPINUS
 CALACATTA VIOLA
 NATURAL ROOTS
 ZEPHYR

SURFACE RANGE & TECHNICAL SPECS



MARVEL WORLD



INDEX



INSPIRATION



THE COLLECTION



- TAJ MAHAL WHITE
- TAJ MAHAL NOISETTE
- ONYX IVORY
- ALPINUS
- CALACATTA VIOLA
- NATURAL ROOTS
- ZEPHYR

SURFACE RANGE & TECHNICAL SPECS



MARVEL WORLD

NATURAL ROOTS

NATURE'S PULSE FROZEN IN STONE



FLOOR
Boost Vision
Camel
 Hammered
 160x320 cm | 63"x126"

WALL
Marvel Epic
Natural Roots
 Silk
 160x320 cm | 63"x126"

Boost Vision
Camel
 Hammered
 160x320 cm | 63"x126"

COUNTERTOP | FURNITURE
Marvel Epic
Natural Roots
 Polished
 162x324 cm | 63³/₄"x127¹/₂"

INDEX



INSPIRATION



THE COLLECTION



- TAJ MAHAL WHITE
- TAJ MAHAL NOISETTE
- ONYX IVORY
- ALPINUS
- CALACATTA VIOLA
- NATURAL ROOTS
- ZEPHYR

SURFACE RANGE & TECHNICAL SPECS



MARVEL WORLD



FLOOR	WALL	Boost Vision	COUNTERTOP FURNITURE
Boost Vision	Marvel Epic	Camel	Marvel Epic
Camel	Natural Roots	Hammered	Natural Roots
Hammered	Silk	Polished	Polished
160x320 cm 63"x126"	160x320 cm 63"x126"	160x320 cm 63"x126"	162x324 cm 63 ³ / ₄ "x127 ¹ / ₂ "

INDEX



INSPIRATION



THE COLLECTION



- TAJ MAHAL WHITE
- TAJ MAHAL NOISETTE
- ONYX IVORY
- ALPINUS
- CALACATTA VIOLA
- NATURAL ROOTS
- ZEPHYR

SURFACE RANGE & TECHNICAL SPECS



MARVEL WORLD



INDEX



INSPIRATION



THE COLLECTION



- TAJ MAHAL WHITE
- TAJ MAHAL NOISETTE
- ONYX IVORY
- ALPINUS
- CALACATTA VIOLA
- NATURAL ROOTS
- ZEPHYR

SURFACE RANGE & TECHNICAL SPECS



MARVEL WORLD

ZEPHYR

STORM OF COLORS, CALM OF SOUL



FLOOR Boost Vision Glow Hammered 160x320 cm 63"x126"	WALL Marvel Epic Zephyr Silk 160x320 cm 63"x126"	Boost Vision Glow Hammered 160x320 cm 63"x126"	FURNITURE Marvel Epic Zephyr Silk 162x324 cm 63 ³ / ₄ "x127 ¹ / ₂ "
---	---	--	--



INDEX



INSPIRATION



THE COLLECTION



TAJ MAHAL WHITE
TAJ MAHAL NOISETTE
ONYX IVORY
ALPINUS
CALACATTA VIOLA
NATURAL ROOTS
ZEPHYR

SURFACE
RANGE &
TECHNICAL
SPECS



MARVEL WORLD



FLOOR
**Boost Vision
 Glow**
 Hammered
 160x320 cm | 63"x126"

WALL
**Marvel Epic
 Zephyr**
 Silk
 160x320 cm | 63"x126"

**Boost Vision
 Glow**
 Hammered
 160x320 cm | 63"x126"

FURNITURE
**Marvel Epic
 Zephyr**
 Silk
 162x324 cm | 63³/₄"x127¹/₂"

INDEX



INSPIRATION



THE COLLECTION



TAJ MAHAL WHITE
 TAJ MAHAL NOISETTE
 ONYX IVORY
 ALPINUS
 CALACATTA VIOLA
 NATURAL ROOTS
 ZEPHYR

SURFACE
 RANGE &
 TECHNICAL
 SPECS



MARVEL WORLD



SURFACE RANGE & TECHNICAL SPECIFICATIONS

- ◊ MARVEL EPIC RANGE
- ◊ TECHNICAL SPECIFICATIONS
- ◊ ATLAS CONCORDE HABITAT

INDEX



INSPIRATION



THE COLLECTION



SURFACE
RANGE &
TECHNICAL
SPECS



MARVEL EPIC RANGE
TECHNICAL SPECIFICATIONS
ATLAS CONCORDE HABITAT

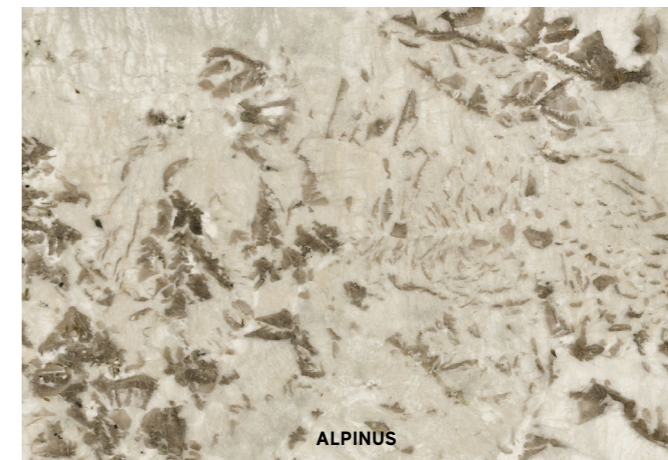

MARVEL WORLD

Porcelain tiles

PORCELAIN TILES - Gres Porcellanato - Grès cérame - Feinsteinzeug - Gres porcelánico - Керамический гранит
RECTIFIED MONOCALIBER - Rettificato monocalibro - Rectifié mono-calibre - Geschliffen einkalibrig - Rectificado monocalibre - Ретифицированный в одном калибре

		Taj Mahal White	Taj Mahal Noisette	Onyx Ivory	Alpinus	Calacatta Viola	Natural Roots	Zephyr
Floor								
Wall								
Bathroom furniture								
160x320* cm - 63"x126"	± 6 mm	Silk •	Silk •	Polished •	Hammered ID Skin •	Polished •	Silk •	Silk •
120x278 cm - 47 1/4"x109 1/2"	± 6 mm	Polished Silk •	Polished Silk •	Polished •	Matte ID Skin •	Polished •	Polished •	Silk •
120x120 cm - 47 1/4"x47 1/4"	± 9 mm	Matte Sensitech	Matte Sensitech					
60x120 cm - 23 5/8"x47 1/4"	± 9 mm	Polished Matte Sensitech	Polished Matte Sensitech	Polished	Matte Sensitech	Polished	Polished	Matte Sensitech
Slabs for countertops and furniture								
162x324* cm - 63 3/4"x127 1/2"	± 12 mm	Polished Silk ■	Polished Silk ■	Polished ■	Hammered ID Skin ■	Polished Satin ■	Polished Silk ■	Silk ■

* Atlas Plan ■ Also available in bookmatch • Also available kit endless



Sensitech

Note on Polished and Silk surface finish / Nota sulla finitura Lappata e Silk.

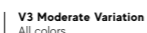
Polished and silk finishes are recommended for low-stress residential or commercial floors where anti-slip performance is not required. The polished glossy surface finish, surprisingly brilliant and bright, features slight irregularities typical of natural marble. The surface's shine and superior ease of cleaning are the result of in-depth studies and extensive technical research aimed at ensuring its durability over time. If the product is in direct contact with the outside, use moisture and dirt absorption devices to prevent scratches. Le finiture lappata e silk sono indicate per pavimenti residenziali o commerciali poco sollecitati, laddove non siano richieste prestazioni antiscivolo. La finitura lappata lucida offre una superficie sorprendentemente brillante e specchiante, con lievi irregolarità tipiche dei marmi naturali. La lucentezza e l'elevata facilità di pulizia della superficie sono frutto di studi approfonditi e accurate ricerche tecniche volte a garantirne la persistenza nel tempo. Se il prodotto è a diretto contatto con l'esterno, prevedere dei dispositivi di assorbimento dell'umidità e dello sporco per prevenire la formazione di graffi.

Destination of use



Anti-slip

Color-shading



ID Skin

This surface enhances the details and the fine texture of the product. La superficie esalta i dettagli e la matericità del prodotto.



Taj Mahal White

SIZE	THICKNESS	FINISH
not rectified		
162 x 324 cm 63 3/4" x 127 1/2"	± 12 mm	Polished ■ Silk ■
rectified monocaliber		
160 x 320 cm 63" x 126"	± 6 mm	Silk ●
120 x 278 cm 47 1/4" x 109 1/2"	± 6 mm	Polished ● Silk ●
120 x 120 cm 47 1/4" x 47 1/4"	± 9 mm	Matte <i>Sensitech</i>
60 x 120 cm 23 5/8" x 47 1/4"	± 9 mm	Polished Matte <i>Sensitech</i>

■ Also available in bookmatch ● Also available kit endless

Taj Mahal Noisette

SIZE	THICKNESS	FINISH
not rectified		
162 x 324 cm 63 3/4" x 127 1/2"	± 12 mm	Polished ■ Silk ■
rectified monocaliber		
160 x 320 cm 63" x 126"	± 6 mm	Silk ●
120 x 278 cm 47 1/4" x 109 1/2"	± 6 mm	Polished ● Silk ●
120 x 120 cm 47 1/4" x 47 1/4"	± 9 mm	Matte <i>Sensitech</i>
60 x 120 cm 23 5/8" x 47 1/4"	± 9 mm	Polished Matte <i>Sensitech</i>

■ Also available in bookmatch ● Also available kit endless

INDEX



INSPIRATION



THE COLLECTION



SURFACE RANGE & TECHNICAL SPECS



MARVEL EPIC RANGE
TECHNICAL SPECIFICATIONS
ATLAS CONCORDE HABITAT

MARVEL WORLD

Onyx Ivory



SIZE	THICKNESS	FINISH
not rectified		
162 x 324 cm 63 3/4" x 127 1/2"	± 12 mm	Polished ■
rectified monocaliber		
160 x 320 cm 63" x 126"	± 6 mm	Polished ●
120 x 278 cm 47 1/4" x 109 1/2"	± 6 mm	Polished ●
60 x 120 cm 23 5/8" x 47 1/4"	± 9 mm	Polished

■ Also available in bookmatch ● Also available kit endless

Alpinus



SIZE	THICKNESS	FINISH
not rectified		
162 x 324 cm 63 3/4" x 127 1/2"	± 12 mm	Hammered ■ ID Skin
rectified monocaliber		
160 x 320 cm 63" x 126"	± 6 mm	Hammered ● ID Skin
120 x 278 cm 47 1/4" x 109 1/2"	± 6 mm	Matte ● ID Skin
60 x 120 cm 23 5/8" x 47 1/4"	± 9 mm	Matte Sensitech

■ Also available in bookmatch ● Also available kit endless

ID Skin
This surface enhances the details and the fine texture of the product.
La superficie esalta i dettagli e la matericità del prodotto.

Calacatta Viola



SIZE	THICKNESS	FINISH
not rectified		
162 x 324 cm 63 3/4" x 127 1/2"	± 12 mm	Polished ■ Satin ■
rectified monocaliber		
160 x 320 cm 63" x 126"	± 6 mm	Polished ●
120 x 278 cm 47 1/4" x 109 1/2"	± 6 mm	Polished ●
60 x 120 cm 23 5/8" x 47 1/4"	± 9 mm	Polished

■ Also available in bookmatch ● Also available kit endless

Natural Roots



SIZE	THICKNESS	FINISH
not rectified		
162 x 324 cm 63 3/4" x 127 1/2"	± 12 mm	Polished ■ Silk ■
rectified monocaliber		
160 x 320 cm 63" x 126"	± 6 mm	Silk ●
120 x 278 cm 47 1/4" x 109 1/2"	± 6 mm	Polished ●
60 x 120 cm 23 5/8" x 47 1/4"	± 9 mm	Polished

■ Also available in bookmatch ● Also available kit endless

INDEX



INSPIRATION



THE COLLECTION



SURFACE
RANGE &
TECHNICAL
SPECS



MARVEL EPIC RANGE
TECHNICAL SPECIFICATIONS
ATLAS CONCORDE HABITAT

MARVEL WORLD

Zephyr

SIZE	THICKNESS	FINISH
not rectified		
162 x 324 cm 63 3/4" x 127 1/2"	± 12 mm	Silk ■
rectified monocaliber		
160 x 320 cm 63" x 126"	± 6 mm	Silk ●
120 x 278 cm 47 1/4" x 109 1/2"	± 6 mm	Silk ●
60 x 120 cm 23 5/8" x 47 1/4"	± 9 mm	Matte Sensitech

■ Also available in bookmatch ● Also available kit endless



Porcelain tiles - Rectified monocaliber

Compliant with standards EN 14411 annex G group Bla
Compliant with standards ISO 13006 annex G group Bla
Conforme alla norma EN 14411 Appendice G gruppo Bla
Conforme alla norma ISO 13006 Appendice G gruppo Bla

Gres porcellanato - Rettificato monocalibro

160x320 cm - 63"x126" ± 6 mm
120x278 cm - 47 1/4"x109 1/2" ± 6 mm
120x120 cm - 47 1/4"x47 1/4" ± 9 mm
60x120 cm - 23 5/8"x47 1/4" ± 9 mm

Technical features Caratteristiche tecniche	Test Method Metodo di prova	Requirements for nominal size N / Requisiti per dimensione nominale N			Porcelain tiles				
		7 cm ≤ N < 15 cm (mm)	N ≥ 15 cm (%)	(mm)	Silk ± 6 mm	Polished ± 6 mm	Matte ± 6 mm	Polished ± 9 mm	Matte Sensitech ± 9 mm
Length and width Lunghezza e larghezza		± 0.9 (*) Non-rect. ± 0.4 (*) Rect.	± 0.6 (*) Non-rect. ± 0.3 (*) Rect.	± 2.0 (*) Non-rect. ± 1.0 (*) Rect.	Suitable for Conforme	Suitable for Conforme	Suitable for Conforme	Suitable for Conforme	Suitable for Conforme
Thickness Spessore		± 0.5 (**)	± 5 (**)	± 0.5 (**)	Suitable for Conforme	Suitable for Conforme	Suitable for Conforme	Suitable for Conforme	Suitable for Conforme
Straightness of sides Rettilinearità degli spigoli	ISO 10545-2	± 0.8 (***) Non-rect. ± 0.4 (***) Rect.	± 0.5 (***) Non-rect. ± 0.3 (***) Rect.	± 1.5 (***) Non-rect. ± 0.8 (***) Rect.	Suitable for Conforme	Suitable for Conforme	Suitable for Conforme	Suitable for Conforme	Suitable for Conforme
Rectangularity (Measurement only on short edges when L/l ≥ 3) Ortogonalità (Misurazione da condurre solo sui lati corti quando L/l ≥ 3)		± 0.8 (****) Non-rect. ± 0.4 (****) Rect.	± 0.5 (****) Non-rect. ± 0.3 (****) Rect.	± 2.0 (****) Non-rect. ± 1.5 (****) Rect.	Suitable for Conforme	Suitable for Conforme	Suitable for Conforme	Suitable for Conforme	Suitable for Conforme
Surface flatness Planarità	ISO 10545-2	c.c. ± 0.8 Non-rect. e.c. ± 0.8 Non-rect. e.c. ± 0.5 Rect. w. ± 0.8 Non-rect. w. ± 0.6 Rect.	c.c. ± 0.5 Non-rect. e.c. ± 0.5 Non-rect. e.c. ± 0.4 Rect. w. ± 0.5 Non-rect. w. ± 0.4 Rect.	c.c. ± 2.0 Non-rect. e.c. ± 1.8 Rect. e.c. ± 2.0 Non-rect. e.c. ± 1.8 Rect. w. ± 2.0 Non-rect. w. ± 1.8 Rect.	Suitable for Conforme	Suitable for Conforme	Suitable for Conforme	Suitable for Conforme	Suitable for Conforme
Water absorption (in% by mass) Massa d'acqua assorbita (come % della massa)	ISO 10545-3 ASTM C373	E _s ≤ 0.5% Individual Maximum 0.6% E _s ≤ 0.5% Valore massimo singolo 0.6%			≤ 0.1%	≤ 0.1%	≤ 0.1%	≤ 0.1%	≤ 0.1%
Breaking strength Sforzo di rottura	ISO 10545-4	S ≥ 700N (for thickness < 7.5 mm - per spessore < 7.5 mm) S ≥ 1300N (for thickness ≥ 7.5 mm - per spessore ≥ 7.5 mm) R ≥ 35 N/mm ²			S ≥ 1000 N	S ≥ 1000 N	S ≥ 1000 N	S ≥ 1500 N	S ≥ 1500 N
Modulus of rupture Resistenza alla flessione					R ≥ 40 N/mm ²	R ≥ 40 N/mm ²	R ≥ 40 N/mm ²	R ≥ 40 N/mm ²	R ≥ 40 N/mm ²
Bending strength and breaking load Resistenza a flessione e al carico di rottura (4)(5)	EN 1339 Annex F				-	-	-	-	-
Impact resistance, as coefficient of restitution Resistenza all'impatto, espresso come coefficiente di restituzione	ISO 10545-5	Declared value Valore dichiarato			≥ 0.55	≥ 0.55	≥ 0.55	≥ 0.55	≥ 0.55
Resistance to deep abrasion of unglazed tiles (removed volume) Resistenza all'abrasione profonda delle piastrelle non smaltate (volume materiale asportato)	ISO 10545-6	≤ 175 mm ³			≤ 150 mm ³	≤ 150 mm ³	≤ 150 mm ³	≤ 150 mm ³	≤ 150 mm ³
Coefficient of thermal linear expansion Coefficiente di dilatazione termica lineare	ISO 10545-8	Declared value Valore dichiarato			≤ 7MK ⁻¹	≤ 7MK ⁻¹	≤ 7MK ⁻¹	≤ 7MK ⁻¹	≤ 7MK ⁻¹
Thermal shock resistance Resistenza agli sbalzi termici	ISO 10545-9	Pass according to EN ISO 10545-1 Test superato in accordo con ISO 10545-1			Resistant Resiste	Resistant Resiste	Resistant Resiste	Resistant Resiste	Resistant Resiste
Moisture expansion (in mm/m) Dilatazione all'umidità (in mm/m)	ISO 10545-10	Declared value Valore dichiarato			≤ 0.01% (0,1mm/m)	≤ 0.01% (0,1mm/m)	≤ 0.01% (0,1mm/m)	≤ 0.01% (0,1mm/m)	≤ 0.01% (0,1mm/m)
Frost resistance Resistenza al gelo	ISO 10545-12	Pass according to EN ISO 10545-1 Test superato in accordo con ISO 10545-1			Resistant Resiste	Resistant Resiste	Resistant Resiste	Resistant Resiste	Resistant Resiste
Bond strenght /adhesion for Cementitious Adhesives Adesione mediante trazione su adesivi cementizi	EN 12004-2	Declared value Valore dichiarato			≥ 1.0 N/mm ² (Class C2 - EN 12004)	≥ 1.0 N/mm ² (Class C2 - EN 12004)	≥ 1.0 N/mm ² (Class C2 - EN 12004)	≥ 1.0 N/mm ² (Class C2 - EN 12004)	≥ 1.0 N/mm ² (Class C2 - EN 12004)
Reaction to fire Reazione al fuoco	-	Class A1 or A1 _s Classe A1 oppure A1 _s			A1 - A1 _s	A1 - A1 _s	A1 - A1 _s	A1 - A1 _s	A1 - A1 _s
Resistance to household chemicals and swimming pool salts Resistenza ai prodotti chimici di uso domestico e agli additivi per piscina		Minimum Class B Classe minima B			A	A	A	A	A
Resistance to low concentrations of acids and alkalis Resistenza a basse concentrazioni di acidi e alcali	ISO 10545-13	Declared Class Classe dichiarata			LA	LA	LA	LA	LA
Resistance to high concentrations of acids and alkalis Resistenza ad alte concentrazioni di acidi e alcali		Declared Class Classe dichiarata			HA	-	HA	-	HA
Resistance to staining for unglazed tiles Resistenza alle macchie per piastrelle non smaltate	ISO 10545-14	Declared Class Classe dichiarata			5	5	5	5	5
Shoed Ramp Test Metodo della rampa "calzato"	DIN EN 16165 ANNEX B (EX DIN 51130)	Declared value Valore dichiarato			N.C.	N.C.	R9	N.C.	R10
Barefoot Ramp Test Metodo della rampa a piedi nudi	DIN EN 16165 ANNEX A (EX DIN 51097)	Declared value Valore dichiarato			0	0	A	0	A+B
Pendulum Friction Test Metodo del Pendolo	BS EN 16165 ANNEX C (EX BS 7976) AS 4586 UNE EN 16165 ANNEX C (EX UNE 41901 EX 2017)	PTV ≥ 36 classifies the surface as 'low slip risk' Declared Classification of the new pedestrian surface materials according to the Pendulum Test			≥ 36 Dry ≤ 24 Wet	≥ 36 Dry ≤ 24 Wet	(*)	≥ 36 Dry ≤ 24 Wet	≥ 36 Dry ≤ 36 Wet
Coefficient of friction (COF) Coefficiente di attrito	B.C.R.A Rep. CEC/81	D. M. 236/89 del 14/06/89 μ > 0,40 per elemento scivolante cuoio su pavimentazione asciutta μ > 0,40 per elemento scivolante gomma dura su pavimentazione bagnata			> 0,40 Asciutto < 0,40 Bagnato	> 0,40 Asciutto < 0,40 Bagnato	> 0,40 Asciutto > 0,40 Bagnato	> 0,40 Asciutto < 0,40 Bagnato	> 0,40 Asciutto > 0,40 Bagnato
Dynamic coefficient of friction (DCOF) Coefficiente di attrito dinamico	ANSI A 326.3				dry DCOF ≥ 0,42	dry DCOF ≥ 0,42	wet DCOF ≥ 0,42	dry DCOF ≥ 0,42	wet DCOF ≥ 0,50

(*) The permissible deviation, in % or mm, of the average size for each tile (2 or 4 sides) from work size (WS). Deviazione ammissibile, in % oppure mm, della dimensione media di ogni piastrella (2 oppure 4 lati) dalla dimensione di fabbricazione (WS).
 (**) The permissible deviation, in % or mm, of the average thickness for each tile from the work size thickness (WS). Deviazione ammissibile, in % oppure mm, della spessore medio di ogni piastrella dallo spessore riportato nella dimensione di fabbricazione (WS).
 (***) The maximum permissible deviation from straightness, in % or mm, related to the corresponding work sizes (WS). Deviazione massima ammissibile di rettilinearità, in % oppure mm, in rapporto alle dimensioni di fabbricazione (WS) corrispondenti.
 (****) The maximum permissible deviation from rectangularity, in % or mm, related to the corresponding work sizes (WS). Deviazione massima ammissibile di ortogonalità, in % oppure mm, in rapporto alle dimensioni di fabbricazione (WS) corrispondenti.
 c.c. The maximum permissible deviation from centre curvature, in % or mm, related to diagonal calculated from the work sizes (WS). Deviazione massima ammissibile della curvatura del centro, in % oppure mm, in rapporto alla diagonale calcolata secondo le dimensioni di fabbricazione (WS).
 e.c. The maximum permissible deviation from edge curvature, in % or mm, related to the corresponding work sizes (WS). Deviazione massima ammissibile della curvatura dello spigolo, in % oppure mm, in rapporto alle dimensioni di fabbricazione (WS) corrispondenti.
 w. The maximum permissible deviation from warpage, in % or mm, related to diagonal calculated from the work sizes (WS). Deviazione massima ammissibile dello svergolamento, in % oppure mm, in rapporto alla diagonale calcolata secondo le dimensioni di fabbricazione (WS).
 (1) Determination of slip resistance of pedestrian surfaces; it does not cover sports surfaces and road surfaces for vehicles (skid resistance). Determinazione della resistenza allo scivolamento delle superfici pedonabili; non si applica alle pavimentazioni sportive ed alle pavimentazioni stradali veicolari.
 (2) Anti-slip performance is guaranteed at the time of delivery of the product. Le prestazioni anti-slip vengono garantite al momento della consegna del prodotto.
 (4) For further details, please refer to outdoor design general catalogue. Per maggiori informazioni riferirsi al catalogo generale Outdoor Design.
 (5) Only for products with 20 mm thickness. Solo per prodotti a 20mm di spessore.



Furniture in combination with Atlas Concorde surfaces

atlasconcorde.com >
ATLAS CONCORDE HABITAT

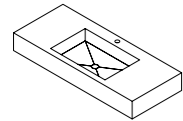


Bathroom Furniture

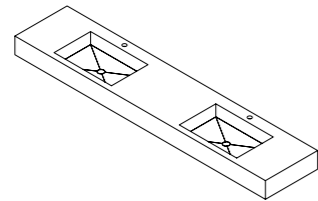
Custom Elements

Essenza

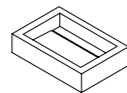
MONO
Single Sink



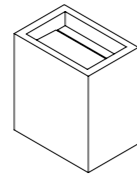
DUO
Twin Sink



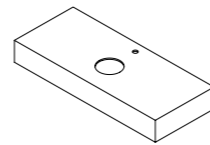
UP
Sit-on basin



BLOCK
Free-Standing

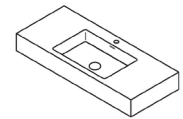


LEVEL
Top

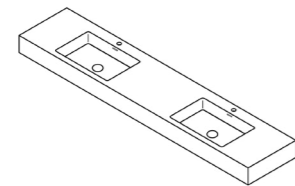


Evoluzione

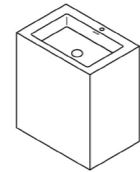
MONO
Single Sink



DUO
Twin Sink

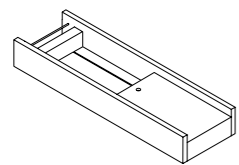


BLOCK
Free-standing

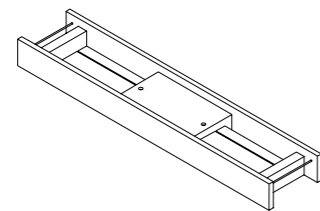


Dialogo

Designer Sinks
Single

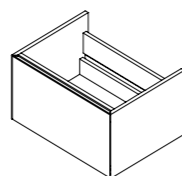


Designer Sinks
Twin

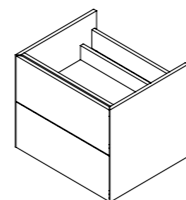


Armonia

Single drawer

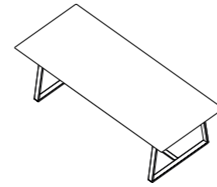


Twin drawer

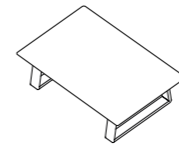


Tables

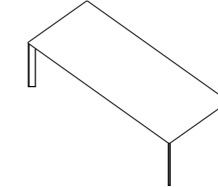
BROOKLYN 75
Dining Tables



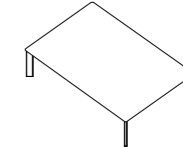
BROOKLYN 25
Coffee Tables



INCONTRO 75
Dining Tables



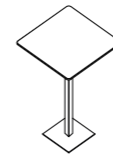
INCONTRO 25
Coffee Tables



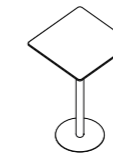
CONTATTO
Side Table



MANHATTAN
Hospitality Tables



COSMOPOLITAN
Hospitality Tables

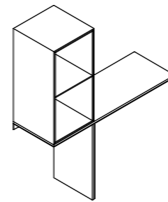


Signature Objects

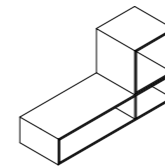
BY PIERO LISSONI

Tratto

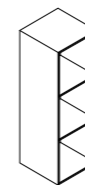
LIBRA
T-Frame



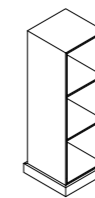
ELLE
L-Frame



TORRE
Wall I-Frame



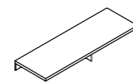
TORRE
Ground I-Frame



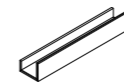
TORRE
Slim Wall I-Frame



LINEA
T-Shelf



OMEGA
U-Shelf



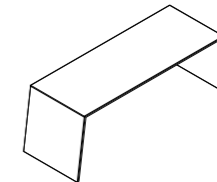
GIOTTO
Side Table



HASHTAG
Flower Pot



ARCO
Bench



QUADRO - 3D QUADRO
Tray



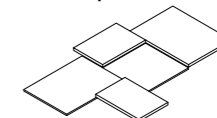
DISCO - 3D DISCO
Tray

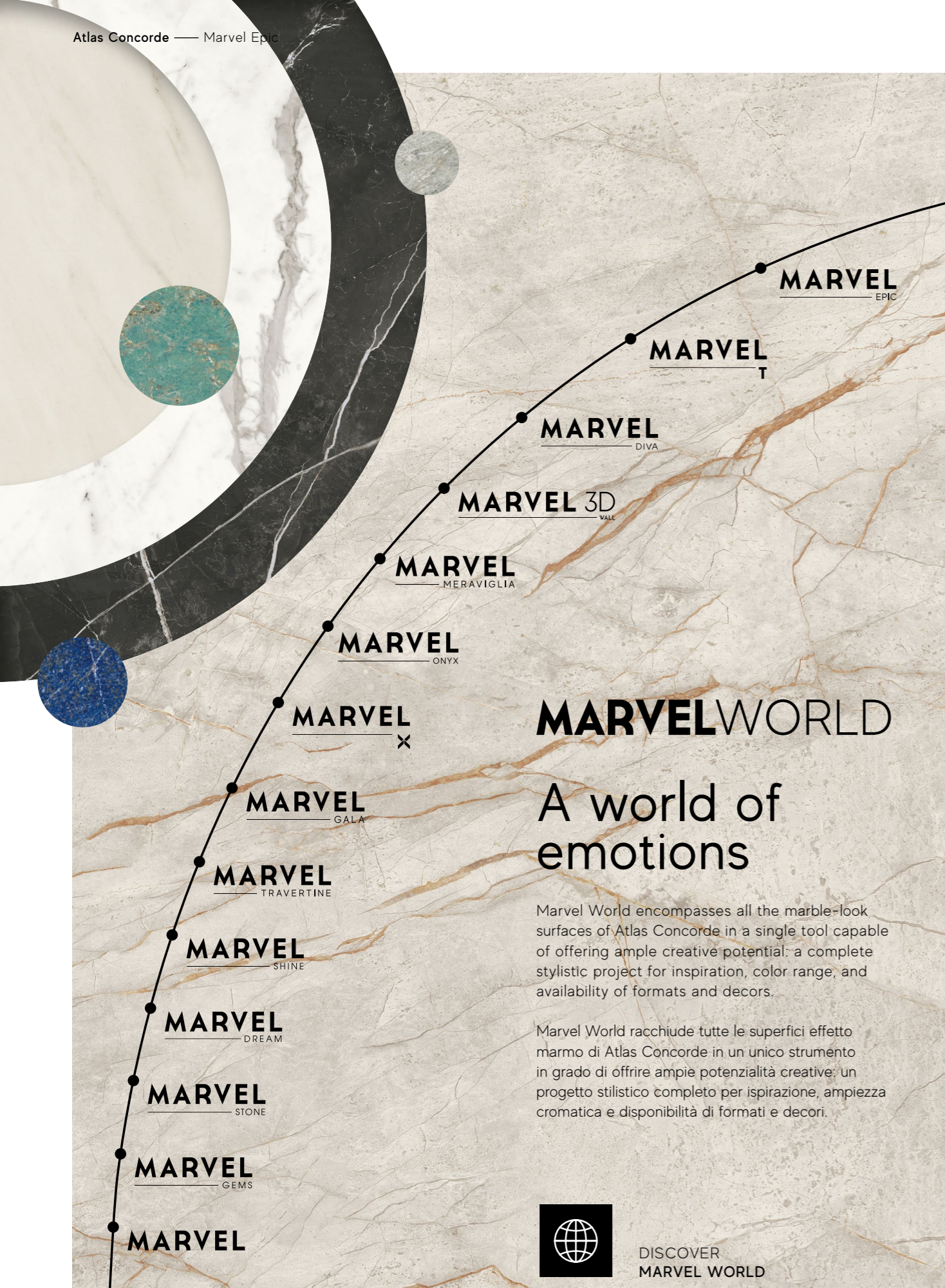


FILO
Serving Board



TRAMA
Centerpiece





MARVELWORLD

A world of emotions

Marvel World encompasses all the marble-look surfaces of Atlas Concorde in a single tool capable of offering ample creative potential: a complete stylistic project for inspiration, color range, and availability of formats and decors.

Marvel World racchiude tutte le superfici effetto marmo di Atlas Concorde in un unico strumento in grado di offrire ampie potenzialità creative: un progetto stilistico completo per ispirazione, ampiezza cromatica e disponibilità di formati e decori.



DISCOVER
MARVEL WORLD

Ethical identity



For Atlas Concorde, being Made in Italy is not just a prestigious certification of style, design, and production excellence, but an identity that involves all aspects of its business. For this reason, we identify with the values expressed by Confindustria Ceramica's ethical code, which guarantee absolute compliance with labor regulations, and with the marks Made in Italy and Ceramics of Italy, which certify the quality of authentic Italian style.

Per Atlas Concorde, Made in Italy non è solo un prestigioso attestato di stile, design ed eccellenza produttiva, ma un modo di essere che coinvolge tutti gli aspetti della propria attività. Per questo ci riconosciamo nei valori espressi dal codice etico di Confindustria Ceramica, che garantiscono il rispetto assoluto delle normative sul lavoro, e nei marchi Made in Italy e Ceramics of Italy, che certificano la qualità dell'autentico stile italiano.

Certifications

Company certifications / Certificazioni aziendali



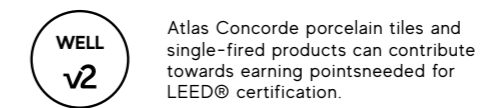
Product certifications / Certificazioni di prodotto



Product declarations / Dichiarazioni di prodotto



Certification for buildings / Rating dell'edificio



Certifications for export to international markets*



Ratings and memberships



* Shipments can be made in accordance with national requirements anywhere in the world, even in markets with complex customs procedures such as Egypt, Morocco and Kurdistan, thanks to our active cooperation with accredited certification bodies in each country. - Possibilità di spedizioni conformi alle prescrizioni nazionali ovunque nel mondo, anche in mercati con procedure doganali complesse come Egitto, Marocco, Kurdistan, grazie alla collaborazione sempre attiva con gli enti di certificazione accreditati in ciascun paese. - Dank unserer aktiven Zusammenarbeit mit den akkreditierten Zertifizierungsstellen in den einzelnen Ländern können die Sendungen in Übereinstimmung mit den nationalen Anforderungen überall auf der Welt versandt werden, selbst auf Märkten mit komplexen Zollverfahren wie Ägypten, Marokko und Kurdistan. - Possibilité d'expéditions conformes aux prescriptions nationales partout dans le monde, même sur les marchés dont les procédures douanières sont complexes comme l'Égypte, le Maroc ou le Kurdistan, grâce à la collaboration toujours active avec les organismes de certification homologués dans chaque pays. - Se pueden realizar envíos según la normativa nacional a cualquier parte del mundo, incluso a mercados con procedimientos aduaneros complejos como Egipto, Marruecos o Kurdistan, gracias a la cooperación permanente con los organismos de certificación acreditados en cada país. - Компания имеет возможность осуществлять поставки в любую точку мира в соответствии с национальными требованиями, даже на рынках со сложными таможенными процедурами, таких как Египет, Марокко, Курдистан, благодаря неизменно активному сотрудничеству с аккредитованными органами сертификации в каждой стране.

⁽¹⁾ Classificazione UPEC aggiornata al - Classement UPEC mis à jour au: 2024

⁽²⁾ Si consiglia la consultazione della pagina - On vous conseille de vous connecter à: <https://database.cstb.fr/holderdetails?UId=ETB-2094&AppRef=QB32>

⁽³⁾ Per ulteriori informazioni scrivere a - Pour tous renseignements complémentaires merci d'écrire à: france@atlasconcorde.it

⁽⁴⁾ Tutti i prodotti Atlas Concorde in gres porcellanato e in monocottura in pasta bianca possono essere utilizzati per progetti edili che seguono le linee guida del GREEN BUILDING COUNCIL e possono contribuire all'ottenimento del rating LEED V4 degli edifici. All Atlas Concorde porcelain tiles and white-body single-fired products can be used for building projects that follow the guidelines of the GREEN BUILDING COUNCIL and can contribute to the achievement of the LEED V4 rating for buildings.





atlasconcorde.com

Copyright 2025 by Ceramiche Atlas Concorde S.p.A
(41042 Spezzano di Fiorano (MO) - Italia)
January 2026